

**SAVE TIME!**

**SAVE MONEY!**

# VIRTUALLY ELIMINATES LIPPAGE



INSTALLATION  
UP TO  
**3X**  
FASTER

*2-piece system that virtually eliminates lippage during tile installation.*




1  
*Insert straps under tile during installation.*



2  
*Set and align tiles.*



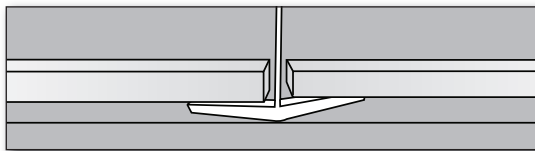
3  
*Tighten caps and straps to virtually eliminate lippage from tile to tile.*




4  
*After mortar sets, remove caps and straps.*

*Patent pending*

**NOW AVAILABLE:  
NEW! WING STRAP  
FOR UNGAUGED TILE**



- *Designed for ungauged tile with up to 2mm difference.*
- *1/2" notched trowel (or greater) is recommended.*
- *Ideal for flat surfaces.*



Also available:  
THE ORIGINAL STRAP FOR GAUGED TILE.

## FEATURES and BENEFITS:

*Passes standard industrial (TCNA Robinson) compression test.*

*Very easy to learn and use at any skill level.*

*Prevents tiles from moving while curing.*

*More profitable for the installer.*

*Re-usable caps.*

*Recommended for tiles 12" or larger.*

*Reduces installer fatigue/stress.*

*Virtually lippage free, flat surface drastically reduces the need for grinding and polishing.*

**Original Strap:**  
*For tiles of uniform thickness only (gauged tile).*

**Wing Strap:**  
*For (ungauged tile) with up to 2mm difference.*

Supplied by:

# PEARL®

800-969-5561 (U.S.A.) • 800-387-0008 (Canada)

[www.pearlabrative.com](http://www.pearlabrative.com)